



()

1.

2.

3.

4.

— J E N O

9.


10

2.50

0

10

0



300487

SUNRESIN NEW MATERIALS CO.,LTD,XI'AN

	245,421,346.21	302,939,019.06	301,793,209.50	161,776,754.78
	56,206,758.14	85,845,833.34	88,305,321.90	20,932,978.94
	56,108,743.01	85,594,017.88	87,850,371.58	16,963,393.74
	-41,300,013.33	-20,658,973.77	-17,919,934.85	32,882,942.15

9 "



1

PPB PPT

2030 2016 " "



1
2
3
4
5
6
7
8
9
10
11
12
13
14
15
16
17
18
19
20
21
22
23
24
25
26
27
28
29
30
31
32
33
34
35
36
37
38
39
40
41
42
43
44
45
46
47
48
49
50
51
52
53
54
55
56
57
58
59
60
61
62
63
64
65
66
67
68
69
70
71
72
73
74
75
76
77
78
79
80
81
82
83
84
85
86
87
88
89
90
91
92
93
94
95
96
97
98
99
100







VOCs

5.10


" " " "

2019		2018		
1,011,930,329.55	100%	631,986,783.73	100%	60.12%
1,008,611,613.42	99.67%	630,180,324.01	99.71%	60.05%
3,318,716.13	0.33%			



	889,350,033.43	87.89%	532,727,401.39	84.29%	66.94%
	122,580,296.12	12.11%	99,259,382.34	15.71%	23.49%

	1,008,611,613.42	505,789,851.07	49.85%	60.05%	36.65%	8.58%
	539,255,959.34	278,576,180.59	48.34%	14.78%	-0.28%	7.80%
	468,832,431.05	227,008,516.32	51.58%	202.31%	157.94%	8.33%
	886,031,317.30	448,101,040.06	49.43%	66.89%	47.19%	6.77%
	122,580,296.12	57,688,811.01	52.94%	23.49%	-12.18%	19.12%





1		51,724,137.94	8.91%
2		23,535,049.80	4.05%
3		22,278,232.94	3.84%
4		18,711,733.26	3.22%
5		17,187,762.36	2.96%
	--	133,436,916.30	22.98%

5%

	2019	2018		
	28,905,766.59	23,723,702.91	21.84%	
	84,401,805.84	46,657,425.18	80.90%	
	4,491,009.94	-13,926,641.69	132.25%	
	62,362,250.98	32,776,920.83	90.26%	

1

UPW

2

3

VOCs

4

DNA

2019

6,236.23

2018

2,958.53

	2019	2018	2017
	142	112	95
	15.22%	16.18%	16.35%
	62,362,250.98	32,776,920.83	26,301,199.50
	6.16%	5.19%	5.92%
	0.00	0.00	0.00



0.00%

2019

289,834,314.03	184,630,767.54	56.98%

			334,000,000.00	100.00%					0.00	119,612,338.15		20190626	www.cninfo.com.cn
			42,070,446.00	100.00%					0.00	-4,251,220.14		20190507	www.cninfo.com.cn
	--	--	376,070,446.00	--	--	--	--	--	0.00	115,361,118.01	--	--	--

--	--	--	--	--	--	--	--	--	--	--	--	--	--


	--	33,404.87	19,560.93	19,560.93	0	0	0.00%	13,843.94	--	0
2019 474										
340										
100										
34,000.00										
2019										
6	17		344.00		33,656.00					
		251.13					33,404.87			
							2019 168			

	()		(1)		(2)	(3) (2)/(1)					
		33,404.87	33,404.87	19,560.93	19,560.93	58.56%	2022 04 01				
	--	33,404.87	33,404.87	19,560.93	19,560.93	--	--			--	--
		0	0	0	0	0.00%		0	0		
	--						--	--	--	--	--
	--						--	--	--	--	--

10%



436,000,00	821,683,49	656,117,97	437,950,83	140,663,10	119,61-65
0.00	1.65	9.41	0.85	8.45	



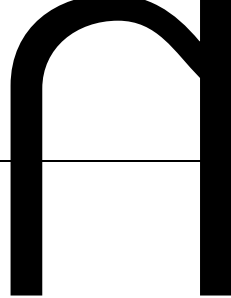
a

"

"

1





5. 2020
2020

6.

7.

9.

2019 03 02			www.cninfo.com.cn
2019 03 05			www.cninfo.com.cn
2019 03 27			www.cninfo.com.cn
2019 03 29			www.cninfo.com.cn
2019 05 13			www.cninfo.com.cn
2019 05 23			www.cninfo.com.cn
2019 05 24			www.cninfo.com.cn
2019 05 30			www.cninfo.com.cn
2019 06 03			www.cninfo.com.cn
2019 06 17			www.cninfo.com.cn
2019 07 18			www.cninfo.com.cn
2019 07 26			www.cninfo.com.cn
2019 07 30			www.cninfo.com.cn
2019 09 02			www.cninfo.com.cn
2019 09 03			www.cninfo.com.cn
2019 09 11			www.cninfo.com.cn
2019 10 16			www.cninfo.com.cn
2019 10 30			www.cninfo.com.cn
2019 11 21			www.cninfo.com.cn
2019 12 09			www.cninfo.com.cn
2019 12 26			www.cninfo.com.cn





40%

3.

20%

1

2.

2/3

1.

2.

1.

,

"

"

1


2

3

2.

2/3

10	0
10	2.5
10	0
	206,658,386
	51,664,596.50
	0.00
	51,664,596.50
	416,211,658.72
	100.00%



			/			
	5%		25%			
			25%	6	7	2015 06 01
			18	12	12	12
		15	120%	6	12	
		1,000	120%	20	2/3	2015 06 01
		120%	1,000			
		30				2015 06 01

			30% 50% 12 60%		
			1% 12 2% 20		
			30 30% 20	2015 06 01	
			1 2 3	2015 06 01	
			2015 06		





1

2

3

1

2

						2015 06 01
		1 2				2018 10 08
		1 4 5 6		2 3		2018 10 08
						2019 01



	239,711,884.92		18,900,000.00
			220,811,884.92

2. 2019 1 1

22 ---

23 ---

24 ---

37

)

(

"

"

"

"

2019 1 1

	2018 12 31		2019 1 1
	69,755,230.24	-69,755,230.24	
		69,755,230.24	69,755,230.24
	127,000.00	-127,000.00	
		127,000.00	127,000.00
	342,000,000.00	964,305.28	342,964,305.28
	36,362,536.83	-964,305.28	35,398,231.55

(2) 2019 1 1

		36,362,536.83		35,398,231.55
		10,000,000.00		10,000,000.00

(3) 2019 1 1

	2018			2019 1 1
	12 31			
A.				
a.				
	652,298,724.76			652,298,724.76
	69,755,230.24	-69,755,230.24		
		69,755,230.24		69,755,230.24
	164,988,423.43			164,988,423.43
	3,801,657.03			3,801,657.03
	890,844,035.46			890,844,035.46
b.				
	127,000.00	-127,000.00		
		127,000.00		127,000.00
	127,000.00			127,000.00
B.				
	342,000,000.00	964,305.28		342,964,305.28
	18,900,000.00			18,900,000.00
	220,811,884.92			220,811,884.92
	36,362,536.83	-964,305.28		35,398,231.55
	10,000,000.00			10,000,000.00
	628,074,421.75			628,074,421.75

(4) 2019 1 1

/

2018 12 31

2019 1 1

Ionex Engineering BVBA

PuriTech Ltd.100%

1.

			(%)	
Ionex Engineering BVBA	2019 4	911,966.59	100.00	
PuriTech Ltd.	2019 4	37,086,317.24	100.00	

()


Ionex Engineering BVBA	2019 4		9,930,984.38	1,455,210.61
PuriTech Ltd.	2019 4		6,577,595.73	-2,989,292.00

2.

	Ionex Engineering BVBA	PuriTech Ltd.
	911,966.59	37,086,317.24
	911,966.59	37,086,317.24
	911,966.59	37,086,317.24
	920,503.84	11,032,868.64
	0	26,053,448.60

3.

	Ionex Engineering BVBA		PuriTech Ltd.	
	1,982,214.21	1,892,346.96	14,770,713.76	6,761,217.68
	1,217,712.45	1,217,712.45	3,123,823.88	3,123,823.88
	1,421.13	1,421.13	2,675,381.28	2,675,381.28
	292,053.33	292,053.33	962,012.52	962,012.52
	471,027.30	381,160.05		
			8,009,496.08	
	1,061,710.37	1,061,710.37	3,737,845.12	3,737,845.12
	1,061,710.37	1,061,710.37	3,737,845.12	3,737,845.12
	920,503.84	830,636.59	11,032,868.64	3,023,372.56
	920,503.84	830,636.59	11,032,868.64	3,023,372.56



9

100

4

1					
2					
3			88		
4				101	
8000	1.26%				
5				21.20	
6					12
		12			24

2015	2016	20%
2015	2017	50%
2015	2018	70%



2016	2016-4-20	www.cninfo.com.cn
2016		www.cninfo.com.cn
	2016-5-19	www.cninfo.com.cn
		www.cninfo.com.cn
		www.cninfo.com.cn
		www.cninfo.com.cn
		www.cninfo.com.cn
		www.cninfo.com.cn
		www.cninfo.com.cn
		www.cninfo.com.cn
	2016-6-21	www.cninfo.com.cn
	2017-6-10	www.cninfo.com.cn
		www.cninfo.com.cn
		www.cninfo.com.cn
		www.cninfo.com.cn
		www.cninfo.com.cn
		www.cninfo.com.cn
	2017-6-20	www.cninfo.com.cn
	2018-6-14	www.cninfo.com.cn
	2018-6-20	www.cninfo.com.cn
	2019-6-19	www.cninfo.com.cn

2019

2019

1

2

3

158

/

4

500.0000

A

20,239.3750

2.47%

415.0000

83.00%

20,239.3750

2.05%

85.0000

5

12.5 /

6

12

40% 40% 20%

12

50% 50%

7

(1)

		2017	2019	100%
		2017	2020	120%
		2017	2021	140%
		2017	2020	120%
		2017	2021	140%

“ ”

(2)

A

“ ”

1 2019 1 4

<2019


>

2 2019 1 24

2019

<2019





2019

0099

www.cninfo.com.cn

www.cninfo.com.cn

www.cninfo.com.cn

www.cninfo.com.cn

www.cninfo.com.cn

2019

2019

2019-1-24

www.cninfo.com.cn

2019

www.cninfo.com.cn

2019

www.cninfo.com.cn

2019

2019-3-13

www.cninfo.com.cn

2099

www.cninfo.com.cn

2019

www.cninfo.com.cn

www.cninfo.com.cn

www.cninfo.com.cn

www.cninfo.com.cn

www.cninfo.com.cn

2019

www.cninfo.com.cn

2019

2019-3-21

www.cnind

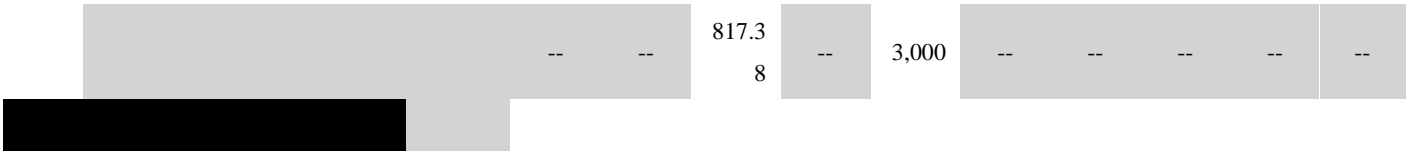
2019	2020-1-24	www.cninfo.com.cn
------	-----------	-------------------



817.3 100.0
8 0% 3,000

2019 www.
02 cninf
26 o.co
m.

44%

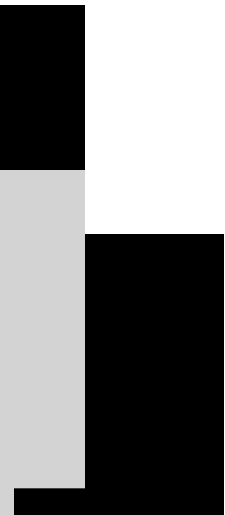


989



		53	106.89
	2019 1 ~2019 12		
		3	3,215
2019 1 ~6	650	2019 1 ~12	
		3	2,968.79
2019 1 ~2019 12			
		10%	

	2019 08 30	5,000	2019 11 30	5,000		3		
B1		5,000		B2		5,000		
B3		5,000		B4		5,000		
A1+B1+C1		5,000		A2+B2+C2		5,000		
A3+B3+C3		5,000		A4+B4+C4		5,000		
A4+B4+C4				3.96%				
D				0				
E 70%				5,000				
F 50%				0				
D+E+F				5,000				



/a	02	8.31	2	.cninf
	28		28	

91610117750213910A001P

91610117073426803N001P

00216E32854R3S





4.

2019 6 11 340

2019 12 17

1 2019 6 19

2 2019 1 4 <2019
>

2019 1 24 2019 <2019
> <2019 >

2019 3 12 2019
2019 3 12 2019
2019 158 415

3 2019 7 16

4 " " 2019 6 17
2019 12 17 2025 6 10



10

11

12

13

14

A+

A+

1.	2019	158	4,150,000
	202,393,750	206,543,750	
2.	2019	1	110,000 ;
	206,543,750	206,653,750	
3.		" "	1,375 " "
	4,636 " "	206,653,750	206,658,386

	12,690	14,963	9	0	9	0	
5%		10					
	24.97%	51,600,000	0	38,700,000	12,900,000	0	

16.55%	34,200,000	0	25,650,000	8,550,000	1,134,000
13.21%	27,300,000	0	20,475,000	6,825,000	0
1.98%	4,087,700	0	4,087,700	0	0
1.75%	3,619,200	-572,900	3,144,075	475,125	0
1.59%	3,280,250	-139,100	0	3,280,250	0

- -
6
80,2

0 - -

10			





8

26

51	2017	09	2020	08	27,300,00				27,300,
	01		31		0	0	0	0	000
53	2017	09	2020	08	51,600,00				51,600,
	01		31		0				000
51	[REDACTED]								

	568
	73
	142
	20
	130
	933
	3
	46
	217
	228
	439
	933









t

1

4

2

3

	2020 04 28 www.cninfo.com.cn	—	
			100.00%
			100.00%







3

	2020 04 28
	2020 4528

12 31

2019

2019

2019 12 31

~~2019~~

"

"

20

: (1) 1)

2)



()

()

	2019 12 31	2018 12 31
	400,744,445.93	652,298,724.76
		69,755,230.24
	232,999,209.27	164,988,423.43
	66,872,968.99	
	10,667,890.61	31,632,311.14
	12,189,150.82	3,801,657.03
	315,682,470.16	238,389,866.05
	28,376,043.32	16,289,851.60
	1,067,532,179.10	1,177,156,064.25
		127,000.00

	2017,732.17	
	537,547.53	801,184.64
	127,000.00	
	16,839,953.45	26,747,831.56
	672,169,321.53	143,824,691.99
	55,080,134.67	380,363,285.97
	171,605,534.49	90,977,232.50
	20,055,440.00	
	56,626.50	140,154.02
	20,455,728.66	8,350,234.30
	21,213,454.24	29,056,454.24
	1,185,956,482.35	680,388,131.67
	2,253,488,661.45	1,857,544,195.92
	0.00	342,000,000.00
	7,653,906.20	

72,695,781.17

29,754,074.74

96,055,203.77

36,362,536.83

--

ጥሬ ገቢ

ገ

ጠቅላይ ገቢ

	58,783,095.54	45,052,123.42
	628,777,849.53	421,576,991.83
	1,261,350,613.89	946,302,844.14
	18,952,971.28	22,162,885.94
	1,280,303,585.17	968,465,730.08
	2,253,488,661.45	1,857,544,195.92

	2019 12 31	2018 12 31
	366,269,711.92	391,881,667.58
		52,692,351.92
	203,657,641.95	130,669,473.69
	45,082,734.19	
	6,789,568.89	30,032,392.63
	127,003,943.76	363,304,673.65
	273,346,127.27	210,175,178.10
		1,089,154.03
	1,022,149,727.98	1,179,844,891.60
		127,000.00

	200,817,732.68	
	535,607,993.53	158,801,247.09
	127,000.00	
	16,839,953.45	26,747,831.56
	131,787,792.13	138,534,809.78
	1,811,890.61	3,976,065.08
	36,835,378.61	35,911,512.83
	56,626.50	140,154.02
	11,994,253.25	4,389,345.77
	613,454.24	1,056,454.24
	936,492,075.00	369,684,420.37
	1,958,641,802.98	1,549,529,311.97
		342,000,000.00
	15,253,906.20	20,000,000.00
	204,645,026.89	76,684,845.29
	86,745,193.95	215,970,050.31
	3,099,157.59	1,979,600.87
	56,963,596.19	16,535,359.70
	256,436,398.04	17,029,050.43

	623,143,278.86	690,198,906.60
		10,000,000.00
	285,512,157.15	
	1,310,239.34	1,612,580.90
	286,822,396.49	11,612,580.90
	909,965,675.35	701,811,487.50
	206,658,386.00	202,393,750.00
	56,232,075.42	
	366,006,292.97	285,910,882.83
	55,215,381.02	8,630,903.94
	58,783,095.54	45,052,123.42
	416,211,658.72	322,991,972.16
	1,048,676,127.63	847,717,824.47
	1,958,641,802.98	1,549,529,311.97

	2019	2018
	1,011,930,329.55	631,986,783.73
	1,011,930,329.55	631,986,783.73
	697,271,529.46	468,508,257.16
	507,639,045.80	371,454,568.72

		631,643.61	691,222.47
	" "	283,706,045.97	163,670,243.89
		35,625,068.31	21,969,804.86
	" "	248,080,977.66	141,700,439.03
1.	" "	248,080,977.66	141,700,439.03
2.	" "		
1.		251,290,892.32	143,233,818.35
2.		-3,209,914.66	-1,533,379.32
		108,295.45	
		108,295.45	
1.			
2.			
3.			
4.			
5.			
		108,295.45	
1.			
2.			
3.			
4.			
5.			
6.			
7.			
8.		108,295.45	
9.			
		248,189,273.11	141,700,439.03
		251,399,187.77	143,233,818.35
		-3,209,914.66	-1,533,379.32
		1.24	0.71

	1.16	0.71
--	------	------

	2019	2018
	846,156,009.48	535,175,282.42
	535,655,133.20	372,640,331.14
	6,722,599.19	5,482,822.00
	23,025,481.06	16,407,000.60
	61,936,645.97	39,213,057.13
	44,127,672.04	22,060,494.32
	1,301,863.11	-13,637,735.53
	<i>1,876,778.67</i>	<i>1,876,778.67</i>
	<i>2,018,282.80</i>	<i>2,175,078.70</i>
	5,118,701.52	3,012,162.89
" "	736,300.44	1,418,187.21
	<i>736,300.44</i>	333,636.86
" "		
" "		
" _" TM		

1.		
2.		
3.		
4.		
5.		
1.		
2.		
3.		
4.		
5.	j	
6.		
7.		
8.		
9.		
	137,309,721.18	68,181,424.47

q19	2018
04,080,580.51	372,975,751.13
b	

		18,400,000.00
	758,048,679.26	793,000,000.00
	602,049,070.27	231,475,021.57
	1,413,771,249.53	1,042,875,021.57
	726,000,000.00	451,000,000.00
	38,866,892.46	19,518,435.79
	350,609,900.00	460,943,495.20
	1,115,476,792.46	931,461,930.99
	298,294,457.07	111,413,090.58
	5,018,062.03	13,644,972.08
	-9,072,774.72	137,375,984.26
	388,959,598.46	251,583,614.20
	379,886,823.74	388,959,598.46


	2019	2018
	311,724,513.92	516,055,170.33
	1,001,014,890.97	567,851,226.25
	1,312,739,404.89	1,083,906,396.58
	449,183,033.33	347,818,041.74
	45,850,986.13	44,170,852.77
	30,891,945.53	29,385,981.38
	431,871,835.82	850,195,707.72
	957,797,800.81	1,271,570,583.61
	354,941,604.08	-187,664,187.03
		160,000,000.00
		2,192,838.01

		162,192,838.01
	7,580,101.36	10,064,356.13
	376,070,446.00	155,500,000.00
	383,650,547.36	165,564,356.13
	-383,650,547.36	-3,371,518.12
	53,673,500.00	
	708,048,679.26	793,000,000.00
	562,326,280.32	219,973,324.93
	1,324,048,459.58	1,012,973,324.93
	726,000,000.00	451,000,000.00
	35,492,829.96	19,518,435.

	202 ,39 3,7 50. 00				285, 910, 882. 83	8,63 0,90 3.94			45,0 52,1 23.4 2		421, 576, 991. 83		946, 302, 844. 14	22,1 62,8 85.9 4	968, 465, 730. 08
	202 ,39 3,7 50. 00				285, 910, 882. 83	8,63 0,90 3.94			45,0 52,1 23.4 2		421, 576, 991. 83		946, 302, 844. 14	22,1 62,8 85.9 4	968, 465, 730. 08
	4,2 64, 636 .00			56, 23 2,0 75. 42	80,0 95.4 10.1 4	46,5 84,4 77.0 8	108, 295. 45		13,7 30,9 72.1 2		207, 200, 857. 70		315, 047, 769. 75	-3,2 09,9 14.6 6	311, 837, 855. 09
							108, 295. 45				251, 290, 892. 32		251, 399, 187. 77	-3,2 09,9 14.6 6	248, 189, 273. 11
	4,2 64, 636 .00			56, 25 4,8 25. 54	80,0 72,6 60.0 2	46,5 84,4 77.0 8							94,0 07,6 44.4 8		94,0 07,6 44.4 8
1	4,2 60, 000 .00				49,4 13,5 00.0 0								53,6 73,5 00.0 0		53,6 73,5 00.0 0
2	4,6 36. 00			56, 25 4,8 25. 54	110, 661. 62								56,3 70,1 23.1 6		56,3 70,1 23.1 6
3					30,5	46,5							-16,		-16,


				48,4 98.4 0	84,4 77.0 8								035, 978. 68		035, 978. 68		
4																	
									13,7 30,9 72.1 2				-44, 090, 034. 62		-30, 359, 062. 50		-30, 359, 062. 50
1									13,7 30,9 72.1 2				-13, 730, 972. 12				
2																	
3													-30, 359, 062. 50		-30, 359, 062. 50		-30, 359, 062. 50
4																	
				-22 ,75 0.1 2	22,7 50.1 2												
1																	
2																	
3																	
4																	
5																	
6				-22 ,75	22,7 50.1												

				0.1 2	2										
1															
2															
	206 ,65 8,3 86. 00			56, 23 2,0 75. 42	366, 006, 292. 97	55,2 15,3 81.0 2	108, 295. 45		58,7 83,0 95.5 4		628, 777, 849. 53		1,26 1,35 0,61 3.89	18,9 52,9 71.2 8	1,28 0,30 3,58 5.17



2
3
4
5
6
1
2

202						
,39	285,		45,0	421,	946,	22,16
3,7	910,	8,63	52,1	576,	302,	2,885
50.	882.	0,90	23.4	991.	844.	.94
00	83	3.94	2	83	14	




202,3
93,75
0.00
4,264
,636.
00

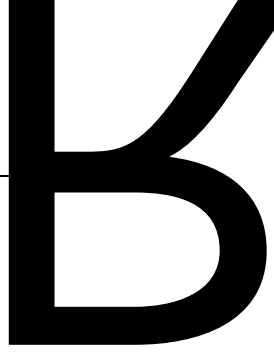


285,91
0,882.
83
56,2
32,0
75.4

8,630,
903.94



45,052
,123.4
2
22,
991,
972.
16



847,717,
824.47

-22,7
50.1
2

22,750
.12

-22,7
50.1
2

22,750
.12

206,6
58,38
6.00

56,2
32,0
75.4
2

55,



	393,	17,98	9,035.	3,980	2,158.8	836.17
	750.	1.46	15	.97	9	
	00					
	202,	284,2	14,97	38,23	278,83	788,698,
	393,	17,98	9,035.	3,980	2,158.8	836.17
	750.	1.46	15	.97	9	
	00					
		1,692,	-6,348	6,818	44,- 4	
" "		901.3	,131.2	,142.		
		7	1	45		




1

- 1.
- 2.
- (1)
- (2)
- (3)
- (4)
- (5)

- 1.





(1)

(2)

(2)

(1)

(1)

(2)

4.

(1)

(2)

(3)

5.

(1)

1.

2.

3.

4.

5.

(1)

(2)

1.



1

2

"

"

1.

2.
(1)

" " " "

(2)

1) 0

2) " " " "

2)

" "

1.

2.

		5-20	5	19.00-4.75
		3-5	5	31.67-19.00
		4-5	5	23.75-19.00
		3-5	5	31.67-19.00

1.

2.

(1)



(1)

(3)

2014 13

2019 2

1.
(1)

2)

(2)

1)

5)

4)

3)

1)

2.

3.

4.

(1)

(2)

2019	2019 (2019 6)	

1. 2019 (2019 6)
2019 2018

	234,743,653.67		69,755,230.24
			164,988,423.43
	239,711,884.92		18,900,000.00
			220,811,884.92

2. 2019 1 1 22 ---
23 --- 24 ---

37

(
)
" " " "

2019 1 1

	2018 12 31		2019 1 1
	69,755,230.24	-69,755,230.24	
		69,755,230.24	69,755,230.24
	127,000.00	-127,000.00	
		127,000.00	127,000.00
	342,000,000.00	964,305.28	342,964,305.28
	36,362,536.83	-964,305.28	35,398,231.55

(2) 2019 1 1

652,298,724.76	652,298,724.76
69,755,230.24	
	69,755,230.24
164,988,423.43	164,988,423.43
3,801,-, 0,305	

				127,000.00
		342,000,000.00		342,964,305.28
		18,900,000.00		18,900,000.00
		220,811,884.92		220,811,884.92
		36,362,536.83		35,398,231.55
		10,000,000.00		10,000,000.00

(3) 2019 1 1

	2018 12 31			2019 1 1
A.				
a.				
	652,298,724.76			652,298,724.76
	69,755,230.24	-69,755,230.24		
		69,755,230.24		69,755,230.24
	164,988,423.43			164,988,423.43
	3,801,657.03			3,801,657.03
	890,844,035.46			890,844,035.46
b.				
	127,000.00	-127,000.00		
		127,000.00		127,000.00
	127,000.00			127,000.00
B.				
	342,000,000.00	964,305.28		342,964,305.28
	18,900,000.00			18,900,000.00
	220,811,884.92			220,811,884.92
	36,362,536.83	-964,305.28		35,398,231.55
	10,000,000.00			10,000,000.00
	628,074,421.75			628,074,421.75

(4) 2019 1 1

/
2018 12 31

	2018 12 31	2019 01 01	
	652,298,724.76	652,298,724.76	
	69,755,230.24		-69,755,230.24
	164,988,423.43	164,988,423.43	
		69,755,230.24	69,755,230.24
	31,632,311.14	31,632,311.14	
	3,801,657.03	3,801,657.03	
	238,389,866.05	238,389,866.05	
	16,289,851.60	16,289,851.60	
	1,177,156,064.25	1,177,156,064.25	

		127,000.00	-127,000.00
		801,247.09	801,247.09
			127,000.00
			127,000.00
		26,747,831.56	26,747,831.56
		143,824,691.99	143,824,691.99
		380,363,285.97	380,363,285.97
		90,977,232.50	90,977,232.50
		140,154.02	140,154.02
		8,350,234.30	8,350,234.30
		29,056,454.24	29,056,454.24
		680,388,131.67	680,388,131.67
		1,857,544,195.92	1,857,544,195.92
		342,000,000.00	342,964,-

[Redacted]

	2,848,046.81	2,848,046.81	
	29,754,074.74	29,754,074.74	
	36,362,536.83	35,398,231.55	-964,305.28
		229,625.04	229,625.04
	876,015,884.94	876,015,884.94	
	10,000,000.00	10,000,000.00	
	3,062,580.90	3,062,580.90	
	13,062,580.90	13,062,580.90	
	889,078,465.84	889,078,465.84	
	202,393,750.00	202,393,750.00	

285,910,882.83

285,910,882.83

8,630,903.94

8,630,903.94



5 Aif

	127,000.00		-127,000.00
	158,801,247.09	158,801,247.09	
		127,000.00	127,000.00
	26,747,831.56	26,747,831.56	
	138,534,809.78	138,534,809.78	
	3,976,065.08	3,976,065.08	
	35,911,512.83	35,911,512.83	
	140,154.02	140,154.02	
	4,389,345.77	4,389,345.77	
	1,056,454.24	1,056,454.24	
	369,684,420.37	369,684,420.37	
	1,549,529,311.97	1,549,529,311.97	
		342,964,305.28	964,305.28
	20,000,000.00	20,000,000.00	
	76,684,845.29	76,684,845.29	
	215,970,050.31	215,970,050.31	
	1,979,600.87	1,979,600.87	
	16,535,359.70	16,535,359.70	

		16% 13% 10% 9% 6% 10%
		13% 16%[1]
		7%
		8.25%[2] 15% 25% 29.58% 12.50%
	20%	1.2% 12%
	1.2%	12%
		3%
		2%

	15%
	15%
	8.25%[2]
Ionex Engineering BVBA	29.58%[3]
PuriTech Ltd.	12.50%
	25%

1
2017 (2017 203) 2017
3 2019 15%

2
(2011 58) ()
2004 86)

	2019	15%		2018	
3	(2018 11)			2018
	3	15%			
2019					
[1]			2019 4 1		
		16%	13%	10%	
9%					
[2]		200	8.25%		200
	16.50%				
200	8.25%				
[3]		0-10	20.4%	20%	
2%	10	29.58%	29%	2%	

	196,775.38	247,332.24
	395,729,360.11	629,682,436.49
	4,818,310.44	22,368,956.03
	400,744,445.93	652,298,724.76
	7,028,699.46	
	20,857,622.19	

1	16,039,311.75		15,347,640.00
	()	691,671.75	Ionex
Engineering BVBA		31	
2	2,716,748.00	2,101,562.44	



	79,393,458.72	17,236,287.50	--	--
--	---------------	---------------	----	----

23,247,470.75



1	145,389,170.01	7,269,458.50	5.00%
1-2	24,350,523.12	2,435,052.31	10.00%
2-3	8,808,947.76	2,642,684.33	30.00%
3-5	9,281,184.60	4,640,592.30	50.00%
5	6,259,683.36		

	27,960,631.70	20,648,897.42		8,264,256.58	138,485.71	40,483,758.25
1	138,485.71		4		PuriTech Ltd.	

						8,264,256.58

--	--



		66,872,968.99	69,755,230.24
		66,872,968.99	69,755,230.24

[] 2018 12 31 ()2

			(%)
	63,832,068.99		
	3,040,900.00		
	66,872,968.99		

(2)

		10,000,000.00
		10,000,000.00

(3)

		96,040,372.43
		96,040,372.43

1	9,730,565.50	91.21%	31,432,859.96	99.37%
1 2	821,303.51	7.70%	122,191.11	0.39%
2 3	41,659.32	0.39%	9,445.84	0.03%
3	74,362.28	0.70%	67,814.23	0.21%
	10,667,890.61	--	31,632,311.14	--

		(%)
	1,106,981.19	10.38
	403,922.00	3.79
	359,997.47	3.37
	328,328.54	3.08
	311,744.65	2.92
	2,510,973.85	23.54

	12,189,150.82	3,801,657.03
	12,189,150.82	3,801,657.03

	10,230,090.90	3,843,390.76
	1,889,567.16	2,853.95
	600,514.50	159,510.41
	307,056.99	
	13,027,229.55	4,005,755.12

CAO



	31,060,041.90		31,060,041.90	29,410,097.06	29,410,097.06
	107,034,370.59	57,109.61	106,977,260.98	111,828,341.29	111,828,341.29
	113,478,195.38		113,478,195.38	91,059,177.17	91,059,177.17
	53,412,704.28		53,412,704.28		
	8,800,502.12		8,800,502.12	6,092,250.53	6,092,250.53
	1,953,765.50				

	7.09			0.44						47.53
	801,24			736,30						1.537,5
	7.09			0.44						47.53

	127,000.00	127,000.00
	127,000.00	127,000.00

1.	25,494,703.55	4,306,800.25	29,801,503.80
2.			

3.	1,066,515.23	158,055.31	1,224,570.54
1			
2	1,066,515.23	158,055.31	1,224,570.54
4.	2,576,249.48	348,386.97	2,924,636.45
1.			
2.			
1			
3			
1			
2			
4.			
1.	14,307,174		

2.


356,425,627.27

186,952,761.38

4,765,088.67

9,530,658.94

				75,391,325.60		75,391,325.60
	29,828,454.29		29,828,454.29	86,048,646.52		86,048,646.52
				82,709,555.32		82,709,555.32
	1,456,769.91		1,456,769.91	3,795,100.02		3,795,100.02
	339,948.28		339,948.28	165,792.64		165,792.64
	51,667,916.43		51,667,916.43	377,558,228.00		377,558,228.00



449,66	129,44	106,00	215,41	20,042	
7,700.	7,807.	7,599.	2,663.	,743.9	85.11
00	90	15	10	5	%

72,327	75,391	857,99	76,249		
,900.0	,325.6	7.47	,323.0	0.00	105.42
0	0		7		%

307,48	86,048	62,125	118,34	29,828	
9,800.	,646.5	,811.0	6,003.	,454.2	73.97
00	2	2	25	9	%

35

	3,412,218.24		3,412,218.24	2,805,057.97		2,805,057.97
	3,412,218.24		3,412,218.24	2,805,057.97		2,805,057.97

1.	94,770,189.00	485,436.89	330,154.00	153,846.16		95,739,626.05
2.	75,536,033.87		622,245.28	61,138.94	8,009,496.08	84,228,914.17
1	74,110,400.00		622,245.28	61,138.94		74,793,784.22
2						
3					8,009,496.08	8,009,496.08
4	1,425,633.87					1,425,633.87
3.						

1						
4.	170,306,222.87	485,436.89	952,399.28	214,985.10	8,009,496.08	179,968,540.22
1.	4,254,378.52	387,433.58	28,273.73	92,307.72		4,762,393.55
2.	2,706,668.01	98,003.31	149,056.54	30,769.24	616,115.08	3,600,612.18
1	2,548,612.70	98,003.31	149,056.54	30,769.24	616,115.08	3,442,556.87
2)	158,055.31					158,055.31
3.						
1						
4.	6,961,046.53	485,436.89	177,330.27	123,076.96	616,115.08	8,363,005.73
1.						
2.						
1						
3.						
1						
4.						
1.	163,345,176.34		775,069.01	91,908.14	7,393,381.00	171,605,534.49
2.	90,515,810.48	98,003.31	301,880.27	61,538.44		90,977,232.50

--	--	--

PuriTech Ltd.		26,053,448.60		26,053,448.60
		26,053,448.60		26,053,448.60

4. 00% 10. 00%

12. 42%

2019 12 31

Puri Tech Ltd

38, 624, 201. 00

Puri Tech Ltd

34, 440, 300. 78

26, 053, 448. 60

2019 4 488.00

37,086,317.24

PuriTech Ltd. 100%


PuriTech Ltd.

26,053,448.60

	86,170.78		29,544.28	56,626.50
	53,983.24		53,983.24	
	140,154.02		83,527.52	56,626.50



	24,578,545.83	3,686,781.88	1,613,828.66	242,074.30
	127,763,118.18	20,455,728.66	55,668,228.64	8,350,234.30



		209,771,085.84
		133,193,219.44
	0.00	342,964,305.28

[]:

2018 12 31

()2



3045

	200,211,830.85	131,352,550.77
	94,945,668.83	80,567,783.53
	7,054,742.52	8,891,550.62
	302,212,242.20	220,811,884.92

	106,690,636.26	225,339,341.64
	106,690,636.26	225,339,341.64

C! CQV

1	2,762,934.59	69,033,184.94	67,145,714.49	4,650,405.04
2	30,000.00	3,900,298.19	3,930,298.19	
3		2,554,151.72	2,551,811.72	2,340.00
		2,201,664.70	2,199,324.70	2,340.00
		193,288.67	193,288.67	
		159,198.35	159,198.35	
4		3,096,186.00	3,096,186.00	
5	55,112.22			



	98,183.00	
	79,956.42	8,490.50
	65,455.33	
	58,907.65	10,613.13
	39,751.73	
	21,236.00	23,268.00
	72,695,781.17	29,754,074.74

	609,992.36	229,625.04
	95,445,211.41	35,168,606.51
	96,055,203.77	35,398,231.55

	609,992.36	229,625.04
	609,992.36	229,625.04

--	--	--

	6,087,569.56	10,960,013.41
	33,127,612.28	14,500,000.00
	55,215,381.02	8,630,903.94
	1,014,648.55	1,077,689.16
	95,445,211.41	35,168,606.51

	285,512,157.15	
	285,512,157.15	

340,000,000.00	2019.06.11	6	340,000,000.00	340,000,000.00



164				
-----	--	--	--	--



	3,062,580.90		

[]

3

				+	-		
	202,393,750.00	4,260,000.00			4,636.00	4,264,636.00	206,658,386.00

								42
--	--	--	--	--	--	--	--	----

1)2019 6 11

100
277,793,853.72

340
0

334,048,679.26

1) 2019 3 12

2019 7 16

55,825,043.38

609,662.36

2)

83

957,500

8,630,903.94

-

8,630,903.94

		108,295.45				108,295.45		108,295.45
		108,295.45				108,295.45		108,295.45
		108,295.45				108,295.45		108,295.45

	45,052,123	



	1,008,611.1	
--	-------------	--

	3,639,620.35	1,585,039.90
	28,905,766.59	23,723,702.91

	24,135,860.08	19,689,595.91
	11,272,245.91	9,969,099.70
	9,641,198.65	5,721,246.25
	4,566,147.75	2,223,656.94
	3,305,351.63	2,793,558.17
	2,192,439.50	1,511,194.73
	24,901,312.69	1,008,643.52
	4,387,249.63	3,740,429.96
	84,401,805.84	46,657,425.18

	41,120,842.27	19,648,557.35
	11,621,663.08	7,057,752.57
	3,953,421.47	2,635,582.98
	2,085,126.33	1,760,749.47
	3,581,197.83	1,674,278.46
	62,362,250.98	32,776,920.83


	14,977,961.72	4,876,778.67
	-5,926,484.86	-5,499,179.99
	-4,909,766.58	-13,644,972.08
	349,299.66	340,731.71
	4,491,009.94	-13,926,641.69

[]	1,167,837.61	932,942.89
[]	4,636,961.96	2,412,720.00

[]

()3

	736,300.44	333,636.86



-36,874,7<<6

-36,874,7<<6

	69,617.25	54,275.31	69,617.25
	69,617.25	54,275.31	69,617.25

	103,855.00	398,900.00	103,855.00
	511,711.49	285,977.57	
	16,077.12	6,344.90	16,077.12
	631,643.61	691,222.47	119,932.12

	42,083,376.96	25,188,823.88
	-6,458,308.65	-3,219,019.02
	35,625,068.31	21,969,804.86

	283,706,045.97
/	42,555,906.90
	-1,532,782.38
	-6,014,147.72
	272,649.26
	343,442.25
	35,625,068.31

[]

()33

	1,311,193.90
e	

319 63

	5,223,374.64	1,777,302.47
	5,156,324.16	3,185,027.93
	3,096,000.00	2,345,514.31
	15,347,640.00	
	12,710,379.56	8,257,573.11
	88,081,581.49	122,255,207.83

	12,000,000.00	
	12,445,000.00	
	24,445,000.00	

	19,925,000.00	
	19,925,000.00	

	556,580,070.27	219,973,324.93
	45,469,000.00	11,501,696.64
	602,049,070.27	


2464

1	--	--
	248,080,977.66	141,700,439.03
	36,931,827.77	4,068,665.10
	29,267,383.56	19,673,693.88
	3,517,622.43	1,738,227.82
	83,527.52	353,443.64
" "		
" "	16,077.12	6,344.90
" "		
" "	10,056,799.32	-8,768,193.41
" "	-736,300.44	-1,551,666.69
" "	-12,105,494.36	-3,903,276.87
" "		
" "	-77,349,713.72	-160,793,757.56
" "	-384,971,433.95	-257,020,763.68
" "	69,624,569.73	282,426,314.12
	30,588,177.56	1,692,901.37
	-46,995,979.79	19,622,371.65
2	--	--
3	--	--
	379,886,823.74	388,959,598.46
	388,959,598.46	251,583,614.20
	-9,072,774.72	137,375,984.26



"	400,744,445.93	20,857,622.19	"	"
		16,039,311.75		2,716,748.00
	2,101,562.44			

		20,857,622.19
		10,000,000.00
		7,393,381





U F2

Ionex Engineering BVBA	2019 04 25	911,966.59	100.00%		2019 04 25		9,930,984.38	1,455,210.61
PuriTech Ltd.	2019 04 25	37,086,317.24	100.00%		2020 04 25		6,577,595.73	-298,929.00

	Ionex Engineering BVBA	PuriTech Ltd.
--	911,966.59	37,086,317.24
--		
--		
--		
--		
--		
--		
--		
	911,966.59	37,086,317.24
	920,503.84	11,032,868.64
/		26,053,448.60

	Ionex Engineering BVBA		PuriTech Ltd.	
	1,982,214.21	1,892,346.96	14,770,713.76	6,761,217.68
	1,217,712.45	1,217,712.45	3,123,823.88	3,123,823.88
	1,421.13	1,421.13	2,675,381.28	2,675,381.28
	471,027.30	381,160.05		
			8,009,496.08	
	292,053.33	292,053.33	962,012.52	962,012.52
	1,061,710.37	1,061,710.37	3,737,845.12	

[REDACTED]

[REDACTED] [REDACTED] [REDACTED]



	/	/
	8,806,174.96	3,476,708.01
	26,162.11	28,050.36
	8,832,337.07	3,504,758.37
	5,446,606.71	1,792,438.08
	0.00	0.00
	5,446,606.71	1,792,438.08
	3,385,730.36	1,712,320.29
	1,489,721.37	753,420.93
	47,826.16	47,826.16
--		
--		
--	47,826.16	47,826.16
	1,537,547.53	801,247.09
	12,054,759.79	8,712,090.73
	1,673,410.08	758,265.58
	1,673,410.08	758,265.58

()

1.

(1)

(2)

2019 12 31

39.37%(2018 12 31 27.55%)

2.

	2019.1.1	2019		2019.12.31
12				
	204,098.09	633,905.84	74.80	838,078.73
	204,098.09	633,905.84	74.80	838,078.73

	27,960,631.70	20,648,897.42		6,117,871.01		8,264,256.58	5,979,385.30	40,483,758.25
		15,594,577.14						15,594,577.14
	27,960,631.70	36,243,474.56		6,117,871.01		8,264,256.58	5,979,385.30	56,078,335.39
	28,164,729.79	36,877,380.40		6,117,945.81		8,264,256.58	5,979,385.30	56,916,414.12

()

			1	1-3	3
	50,073,066.50	57,262,619.86	2,493,750.00	54,768,869.86	
	7,653,906.20	7,653,906.20	7,653,906.20		
	302,212,242.20	302,212,242.20	302,212,242.20		
	96,055,203.77	96,055,203.77	96,055,203.77		
	285,512,157.15	372,926,931.16	2,068,040.03	9,193,978.97	361,664,912.16
	741,506,575.82	836,110,903.19	410,483,142.20	63,962,848.83	361,664,912.16

()

		1	1-3	3
352,000,000.00	362,792,145.47	352,778,994.79	10,013,150.68	
18,900,000.00	18,900,000.00	18,900,000.00		
220,811,884.92	220,811,884.92	220,811,884.92		
36,362,536.83	36,362,536.83	36,108,527.99	194,008.84	60,000.00
628,074,421.75	638,866,567.22			

目录

1.

2019 12 31

2.

2

()

()

--	--

	44%

/

/

		8,173,765.90	7,904,288.04

2019 2 22

2019

3,000

/

--	--	--	--

--	--	--	--

--	--	--	--	--

	5,253,906.20	2019 08 01	2020 02 01	

--	--	--	--

--	--

	2019	7	16	110,000
		48		
			12	
	36		40%	40% 20%

[] 2016 957,500 21.20 / 2017 6 8
 / 8.33 /
 957,500 2,393,750 21.20

2.
 2019 6 19

957,500 2019 6

	29,420,034.73
	24,901,312.69

" "

(1) 2016 957,500 4,841,488.90 2016
 2019 2019 322,766.86
 (2) 2019 4,260,000 50,195,950.00 2019
 2022 2019 24,578,545.83



"

"

"

"

	2020 1 3		
	2019	0.00	

	<p style="text-align: right;">982.80</p> <p>472.80</p> <p style="text-align: right;">220</p> <p>(15,347,640.00)</p> <p>2019</p>		7
--	---	--	---

	2019	206,658,386	10
	2.50	2019	51,664,596.50
		51,664,596.50	

() 2020 1

--	--	--	--

	8,264,256.58

		3,282,051.28			
		2,591,520.00			
		1,731,200.00			
	--	7,604,771.28	--	--	--

	63,827,958.80	26.37%	6,382,795.88
	11,246,004.00	4.65%	562,300.20
	9,716,239.24	4.01%	5,747,800.59
	8,415,044.74	3.48%	420,752.24
	5,829,540.70	2.40%	291,477.04
	99,034,787.48	40.91%	

	127,003,943.76	363,304,673.65
	127,003,943.76	363,304,673.65

		--	--	--

()		
-----	--	--

()				
-----	--	--	--	--

	128,811,090.14	380,329,672.21
	2,735,035.90	1,963,296.00
	1,862,676.54	
	475,416.65	137,014.93
	133,884,219.23	382,429,983.14

		12	()	()	
2019	1 1	19,117,708.83	7,570.66	30.00	19,125,309.49
2019	1 1	—	—	—	—
--					
--					
--					
--					
		-12,599,562.37	339,558.35	14,970.00	-12,245,034.02
2019	12 31	6,518,146.46	347,129.01	15,000.00	6,880,275.47

1	1

	534,070,446.00		534,070,446.00	158,000,000.00		158,000,000.00
	1,537,547.53		1,537,547.53	801,247.09		801,247.09
	535,607,993.53		535,607,993.53	158,801,247.09		158,801,247.09

	()					()	
	102,000,000.00	334,000,000.00				436,000,000.00	
	36,000,000.00					36,000,000.00	
	20,000,000.00					20,000,000.00	
		42,070,446.00				42,070,446.00	
	158,000,000.00	376,070,446.00				534,070,446.00	

	()										()	

	892,409.18	
	87,709.41	
	4,774,366.11	--

1 -- 1 --
1 --

--	--	--

		/	/
	22.75%	1	



PuriTech Ltd						

PuriTech Ltd	PuriTech Ltd	8 -	8,386,852.18		26,053,448.60

PuriTech Ltd	26,053,448.60		26,053,448.60	8,386,852.18	34,440,300.78

Puri Tech Ltd	2020-2024	4%-10%	14.51%-15.60%	4,137,494.67-5,337,935.75	2025	0	15.18%	5,337,935.75	12.42%	38,624,201.00

PuriTech Ltd	34,440,300.78	38,624,201.00				

